



LUXKIT

Simple to handle, flexible to use.

Clear and
simple.

**More options,
less effort.**

luxKIT, the linear
LED modular system.

	Profile K20		Profile 20		Profile P20		Profile G20		Profile L30		Profile M20		
Cover													
Light distribution													
Profile dimensions l x w x h [mm]	2400 x 30 x 22	2400 x 30 x 41.2	2400 x 20 x 19	2400 x 20 x 38	2400 x 60 x 21.6	2400 x 60 x 40.6	2400 x 60 x 21.6	2400 x 60 x 40.8	2400 x 30 x 30		2400 x 22.4 x 12.7	2400 x 22.4 x 25	2400 x 22.4 x 23.3
Luminous flux [lm] at 1.14 m LED module, 840 and 23 W/m	2470	2634	2717	2840	2593	2552	2593	2552	2223		2634		
Efficiency [lm] at 840 and 7 W/rm	98	104	108	112	103	101	103	101	88		104		
Voltage VDC	48		48		48		48		48		48		
Lighting colour	827 830 835 840 827-865 RGB	827 830 835 840 827-865 RGB	827 830 835 840 827-865 RGB	827 830 835 840 827-865 RGB	827 830 835 840 827-865 RGB	827 830 835 840 827-865 RGB	827 830 835 840 827-865 RGB	827 830 835 840 827-865 RGB	827 830 835 840 827-865 RGB	827 830 835 840 827-865 RGB	827 830 835 840 827-865 RGB	827 830 835 840 827-865 RGB	827 830 835 840 827-865 RGB
Output [W/m]	7 15 23 15	7 15 23 15	7 15 23 15	7 15 23 15	7 15 23 15	7 15 23 15	7 15 23 15	7 15 23 15	7 15 23 15	7 15 23 15	7 15 23 15	7 15 23 15	7 15 23 15
Max. length per feeder [m] with connecting cable < 2.0 m	21 13 9 10	21 13 9 10	21 13 9 10	21 13 9 10	21 13 9 10	21 13 9 10	21 13 9 10	21 13 9 10	21 13 9 10	21 13 9 10	21 13 9 10	21 13 9 10	21 13 9 10
Casing colours													
Assembly types	Recessed light		Surface-mounted light, pendulum light		Recessed light		Recessed light		Surface-mounted light		Surface-mounted light, pendulum light		
Cutting grid	60 mm		60 mm		60 mm		60 mm		60 mm		60 mm		
Dimmable PWM													
Lifetime without RGB	> 80'000 h L80/B10		> 80'000 h L80/B10		> 80'000 h L80/B10		> 80'000 h L80/B10		> 80'000 h L80/B10		> 80'000 h L80/B10		
Applications	Home, circulation areas		Office, home, industrial		Home, circulation areas		Home, circulation areas		Home, bathroom, office		Cove lighting, renovations	Bathroom, kitchen	Cove lighting, renovations

Minimal assembly steps – installation at the speed of light




Simply **cut** the profile to the desired length.



Attach the **end cap** to the profile.



Feed-in: **connect** the power connector to 48 VDC.



Click the LED modules into the profile. Flexible electrical connection integrated.



Option: insert the **LED extender** for 100% shadow-free illumination.



Use the 'roller' to apply **covering** of up to 20 m at a time.

Assembly video



Combine to suit your project.


Mounting accessories

Profile type

Feeder

luxKIT LED module

Cover



Flexibility that grows – thanks to a continuous conductor track




luxKIT LED module

- Continuous conductor track
- Pre-installed quick connector – 0° to 360°
- Can be shortened in 60-mm lengths




Power connector for feed-in

- Can be positioned anywhere on the conductor track
- DIP switch for power adjustment
- Plug & play



Optional 'LED extender' extension module

- Extendable from 0 to 60 mm
- Adjustable to the profile length
- 100% shadow-free for uninterrupted lighting



LUXKIT

Simple to handle, flexible to use.



Benefits at a glance

- Installation at the speed of light using the 'click system'
- 100% shadow-free, uninterrupted lighting
- No soldering required, tool-free assembly
- Feed-in from anywhere
- Ready2Repair Interchangeable components
- App for easy planning, quotations and ordering

Voltage

48 V DC constant voltage for long cable lengths

LED module lengths

1140 mm – can be shortened or continuously extended with optional 60 mm LED extender

Lighting colour

4000 K, 2700 K, 3000 K, 3500 K, 2700 K–6500 K, RGB, CRI80 or CRI90 on request

Light characteristics

Diffuse broad-beam, direct/indirect

Profiles

U profile, L profile, built-in profile, plaster profile, profile length 2400 mm

Cover/look

Covers (flat/cubic/semi-round)

Lumen packages: light colour 840 and 23 W/m

2470–4116 lm

Efficient LED module – light colour 840

up to 163 lm/W

Lifetime

80,000 h L80/B10

Output

Static White (SW): adjustable DIP switch 7/15/23 W/m

Tunable White (TW/RGB): 15 W/m

Control

DALI, PushDIM, Casambi, TRIAC, on/off, etc.

Max. length per feed-in [m]

up to 21 metres

Profile colours



Assembly type

Installation, extension, pendulum, light installation

Accessories

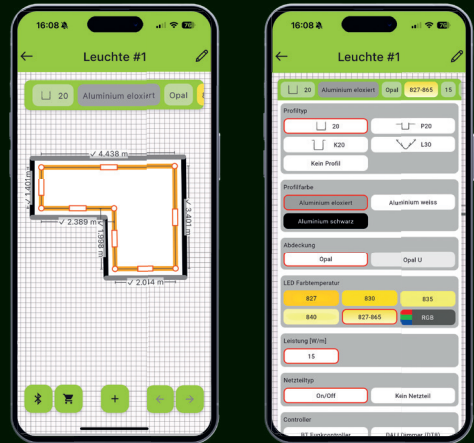
Mounting brackets, rope pendulum, feeders, LED extenders, magnetic mount

Test mark

IP20 (IP44 for single-piece profiles)

Patented world first with patent families

luxKIT app – plan faster, order directly



A new kind of simplicity.

Download the app now!



shop.luxkit.com



Web application